

# SHOW STATS

## 2019



**LAS VEGAS**  
SEPTEMBER 10-12, 2019

Total participants -  
inc. exhibitors, press,  
students, faculty:

**13,500**

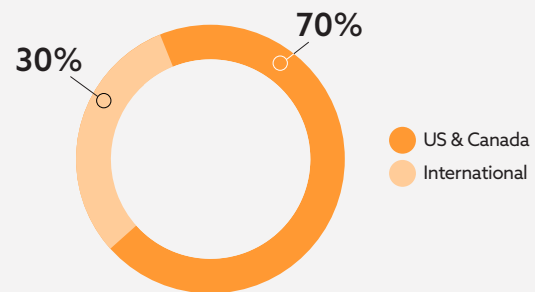
Total appointments -  
individual, group  
& booth presentations:

**76,000**

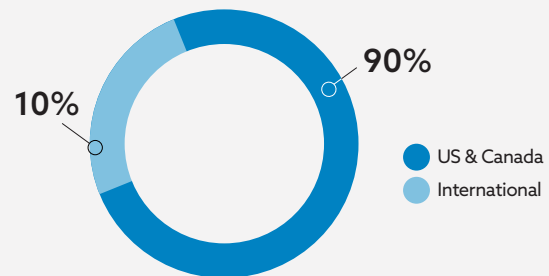
Individual appointments  
& booth presentations  
(excluding group appointments)

**65,000**

### HOSTED BUYER STATS

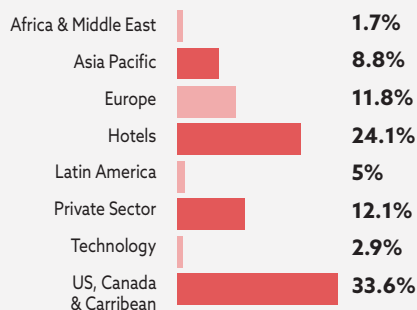


### BUYER ATTENDEE STATS



### EXHIBITOR STATS

#### Breakdown of Booth Space Taken BY REGION OR TYPE



### PRESS STATS

**132**  
Press Attendees  
From **14** Countries

**SEPTEMBER 15-17, 2020**  
LAS VEGAS • SANDS EXPO

**IMEXAMERICA.COM**

[Download the 2019 Show Photo File >](#)

## WHO ARE YOU DOING BUSINESS WITH?

IMEX America attracts an exceptionally high-quality business audience. Whether attendees are hosted or not, over 40% control budgets of \$1M-\$10M+ and are senior professionals with significant, final decision-making authority.

Unless specified, where we mention "attendees" below, we mean BUYERS. We categorize visiting suppliers as "trade attendees" and we welcomed 2,956 to the show this year.

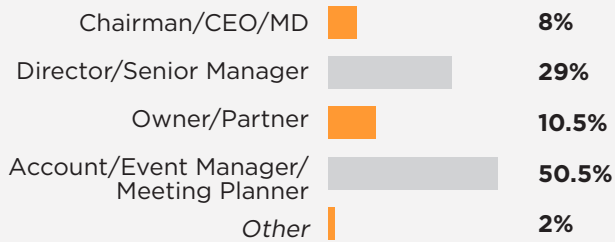
**3,426**  
**Hosted Buyers**  
 From **68** Countries

**Buying Power**  
 \$1M-\$10M+ Budget  
**53.5%**

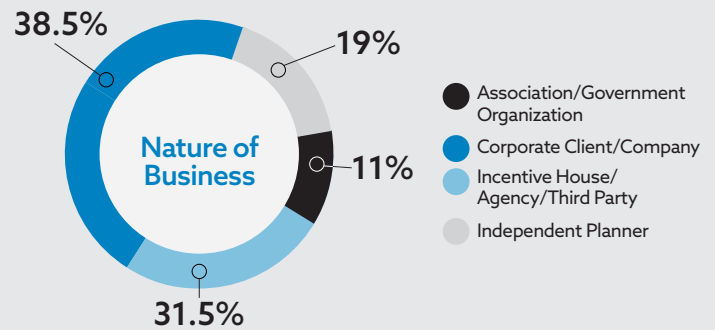
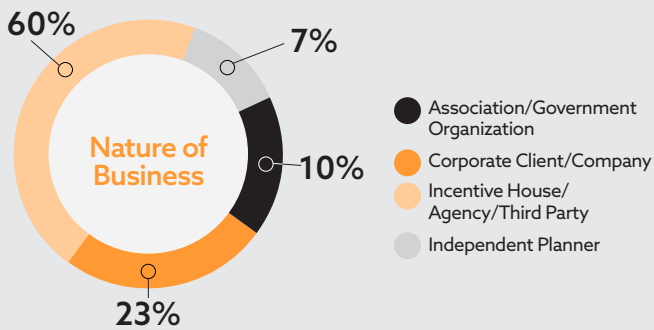
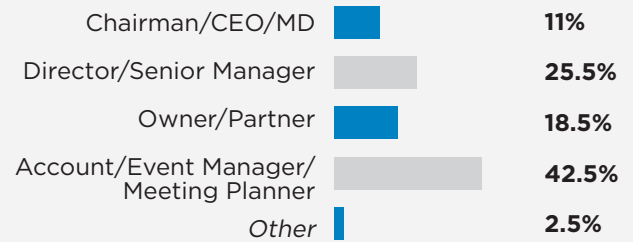
**800**  
**Buyer Attendees**  
 From **28** Countries

**Buying Power**  
 \$1M-\$10M+ Budget  
**44%**

### Seniority



### Seniority

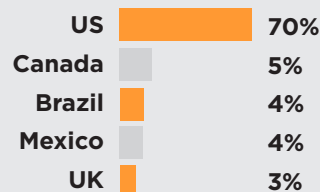


Final Decision-Maker **16.5%**  
 Recommender **33.5%**  
**% of Total 50%**

Final Decision-Maker **21%**  
 Recommender **32%**  
**% of Total 53%**

### Top 5 Countries

**Events Industry Experience**  
 11-20+ Years  
**65%**



### Top 5 Countries

**Events Industry Experience**  
 11-20+ Years  
**64%**

